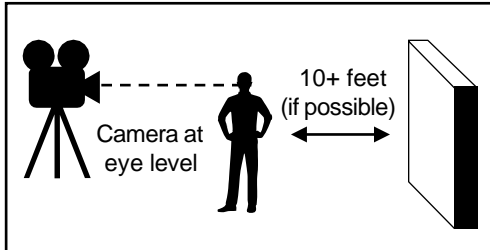


VIDEO GUIDELINES

THANKS for being willing to shoot a sweet video for us! These guidelines will help you make it awesome. Might be a bit of extra work, but everyone who watches it will thank you. You might not be able to do it all perfectly, and that's OK. Just take some time to read through this, and do your best.

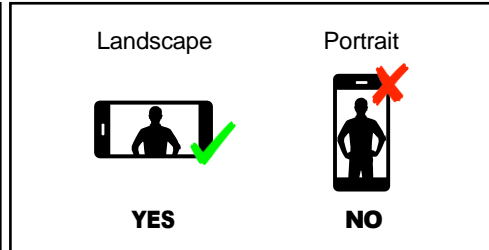
1. CREATE THE VIDEO

ENVIRONMENT



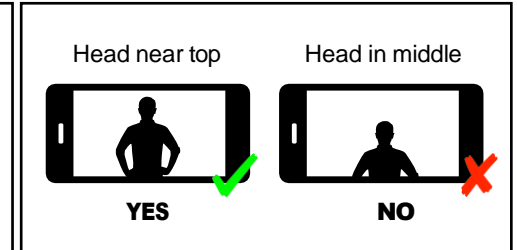
TIP: It looks better if the wall behind you is at an angle, rather than flat.

CAMERA

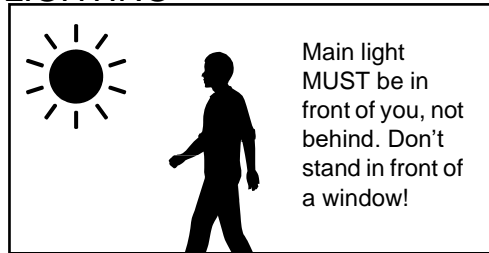


TIP: Prop your camera on a stable surface or tripod to reduce shakiness.

FRAMING




LIGHTING



TIP: Daylight is best, bright indoor light is second best.

AUDIO



2. SHARE THE FILE

Sharing large files can be tricky. Here's a simple way to share your video with the person asking for it.

1. Shoot the video. (A very important part).
2. Go to <https://wetansfer.com/> on your phone.
3. Click the plus sign and select the video from your photo library.
4. Email to mystory@campcaroline.ab.ca

5. Enter your email.
6. Click "Transfer."
7. Wait for the upload to complete before turning off your phone. This may take awhile since you're sharing a big file!
8. That's it - you should receive an email saying it happened automatically.